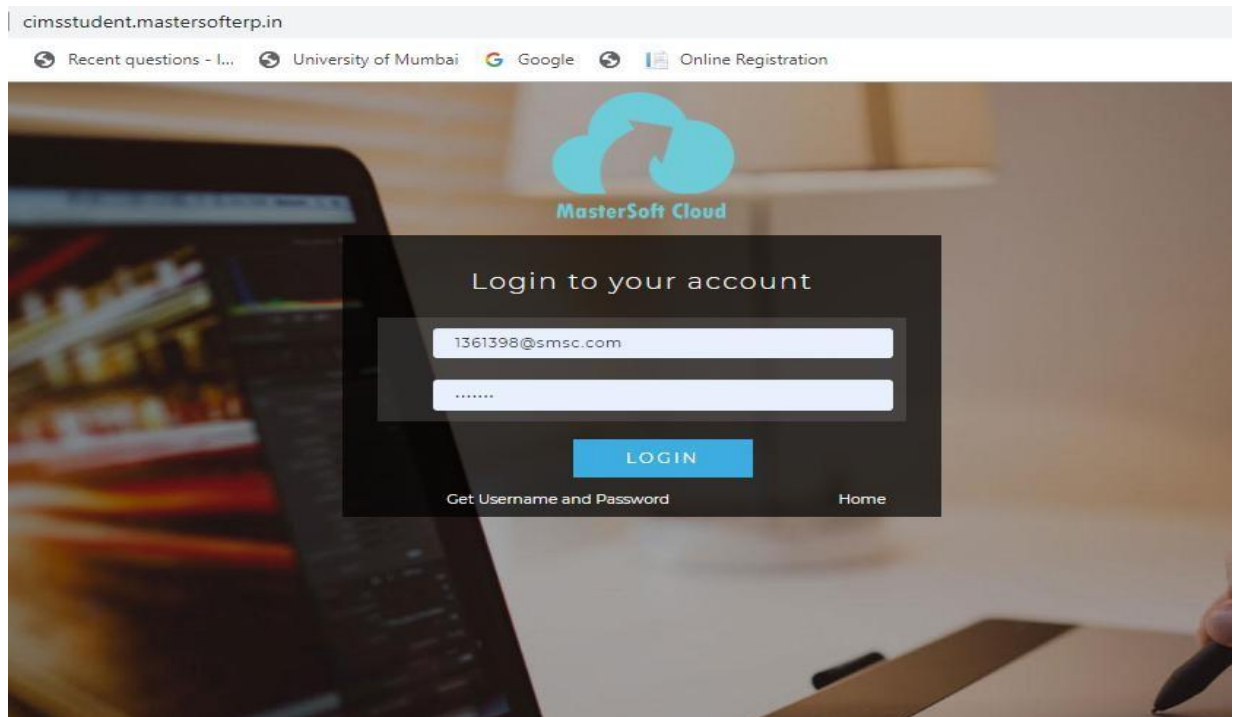
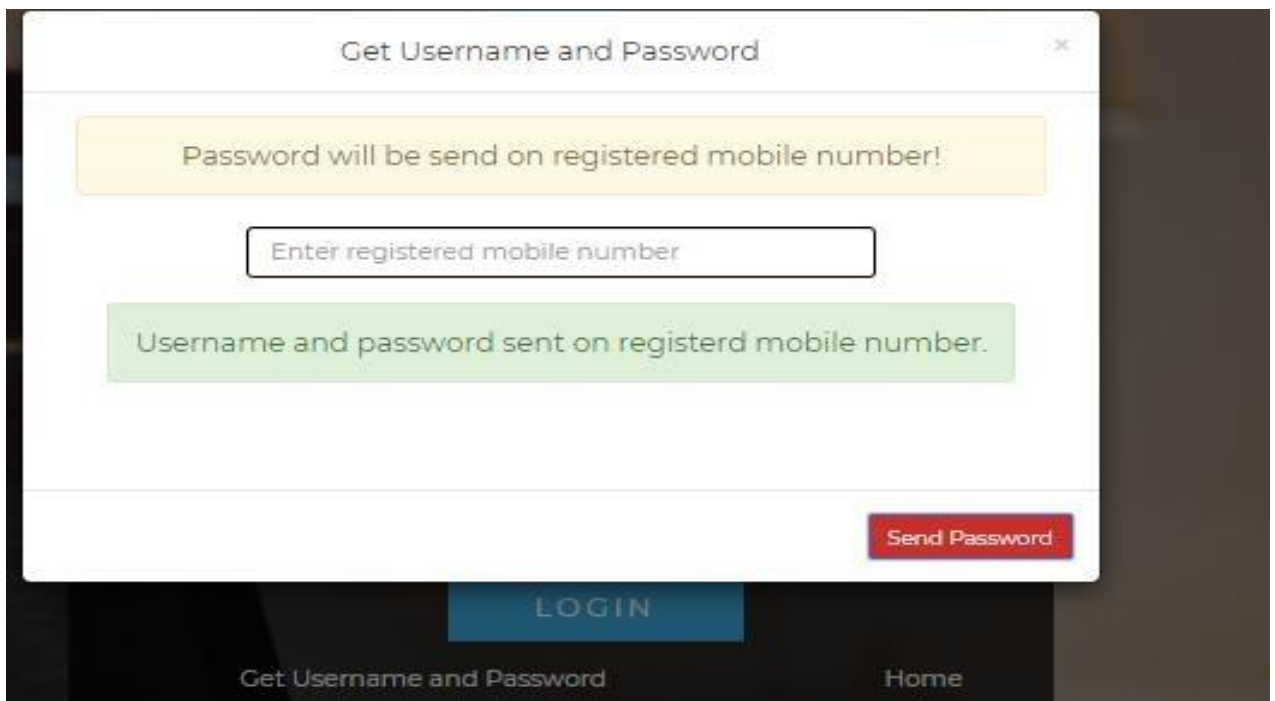


Guidelines for ATKT Online Application.

Step 1: Please go to <http://cimsstudent.mastersofterp.in/>



Step 2: Please click on **Get username and password** and enter your registered mobile number and if mobile no is not registered than contact admin office. You will get an SMS stating your username and password.



Step 3: Please login with your credentials and you will see your user profile.

Semester Wise Result

Percentage

No Data

Year/Semester

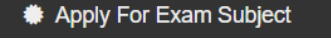
Important Notice

- Fees Reminder** - Your fees of Rs. 1000.00 /- for FYBCOM SEM 1 is outstanding. Please pay!

Semester Wise Attendance

null

Activate Windows
Go to Settings to activate Windows.

Step 4: Please go to apply for exam subject  on the left-hand side of the option menu.

ATKT Student Subject Fee

Course *
FYBCOM SEM 1

Submit Pay Now Report Cancel

Subject List

SUBJECT NAME
ACCOUNTANCY AND FINANCIAL MANAGEMENT
COMMERCE-I
BUSINESS ECONOMICS-I
ENVIROMENTAL STUDIES
MATHEMATICS AND STATISTICAL TECHNIQUES

Activate Windows
Go to Settings to activate Windows.

Step 5: Select semester for which you want to apply. You can only see your failed subjects and then click on **PAY NOW** button.

ATKT Student Subject Fee

Course * FYBCOM SEM 1

Submit Pay Now Report Cancel

Subject List

SUBJECT NAME
ACCOUNTANCY AND FINANCIAL MANAGEMENT
COMMERCE-I
BUSINESS ECONOMICS-I
ENVIROMENTAL STUDIES
MATHEMATICS AND STATISTICAL TECHNIQUES

Activate Windows
Go to Settings to activate Windows.

Step 6: After clicking on **PAY NOW** button you will be redirected to **Feepayr.com** Select the institute type as college and enter the registered mobile number and click on send OTP.

feepayr

Pay Fees Anytime, Anywhere

Start Using Feepayr NOW!
Best online fee collection platform for educational campuses

Because of Covid 19, payment gateway and Bank servers have very heavy load. In case you experience a slow response, please try again after some time. For best experience, please try between 8 pm to 11 pm.
- Team Feepayr & Payment gateways

Pay Fees Manage Fees

Step 1 / 3

Institute Type College

Mobile Email

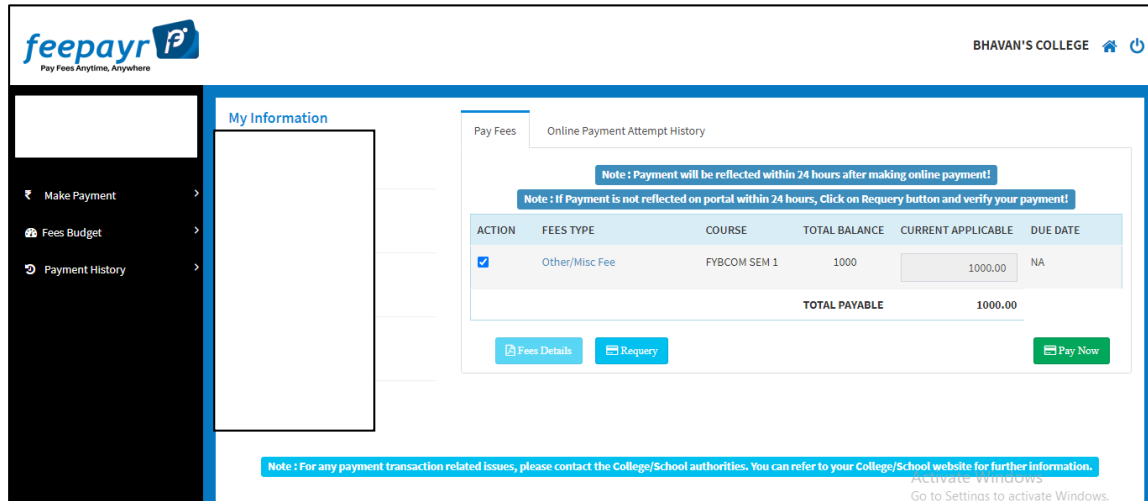
Enter registered mobile number

Send OTP

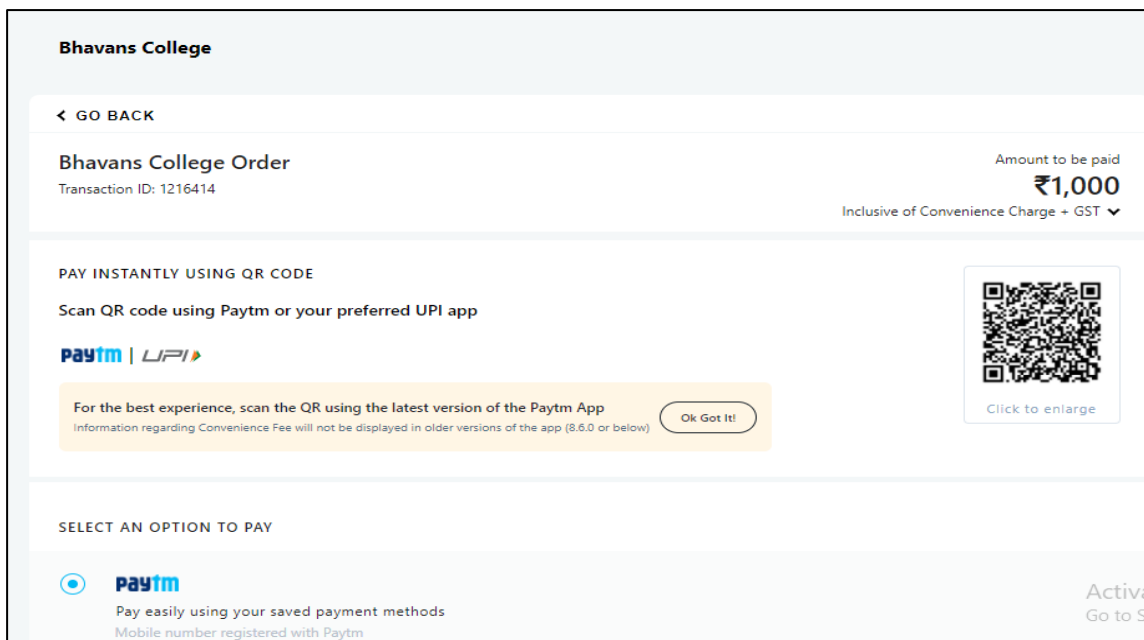
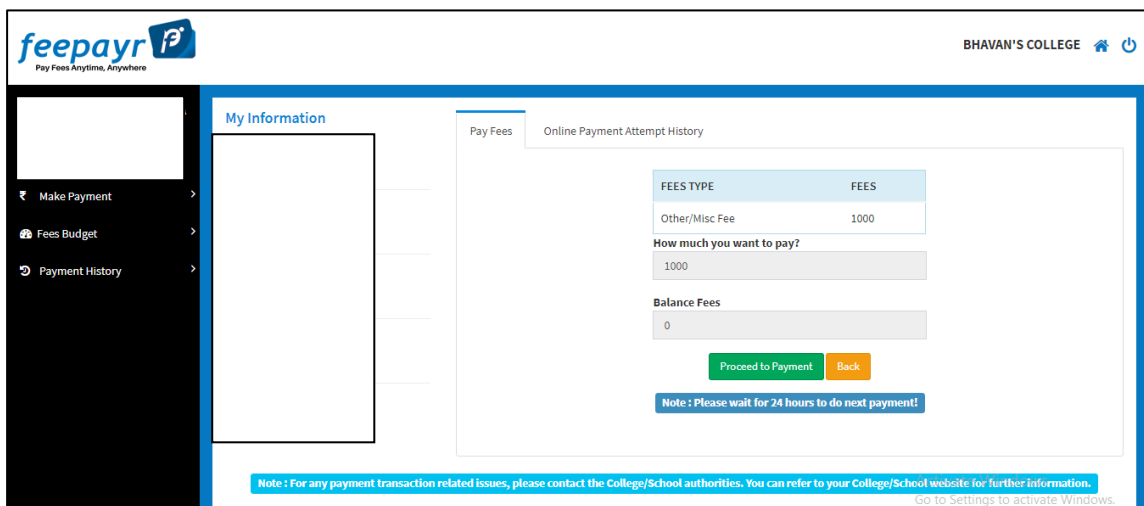
Customer Care

About Blog Contact

Step 7: You will see amount which is to be paid for each semester. Click on Pay Now Tab.



Step 8: Finally, click on Proceed to Payment and you will be redirected to Payment Gateway portal



Note: -

1. You can apply for multiple semester by selecting semester in the drop down and clicking on submit and doing the payment for the same.
2. Payment needs to be done separately for all semester and every semester form needs to be submitted separately.
3. Payment for each semester will be different for as per subject count wise

THANK YOU